

WRITING CAPITAL LETTERS

- Draw your pupils' attention to each picture and the word below it.
- Read the first letter of the word and the word aloud.
(Example : A for ARM)
- Ask the pupils to repeat in chorus.



ARM



BAG



CAP



DRUM



EAR



FLAG



GLASS



HORSE



INSECT



JACKAL



KETTLE



LEAF



MONKEY



NET



OWL



PIG



QUILL



RABBIT



SHIP



TABLE



UTENSIL



VASE



WATCH



X-RAY



YARN



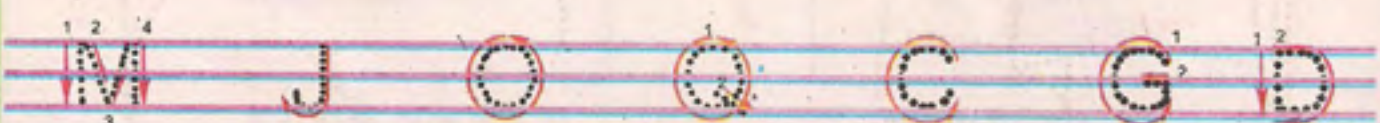

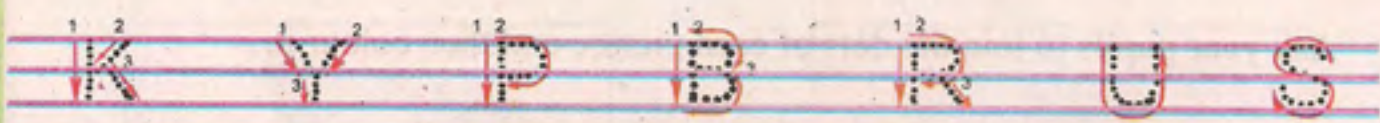
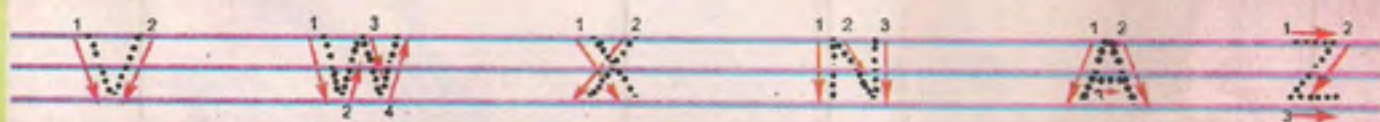



ZIP

Ask your pupils to join the dots of each picture and then colour it.







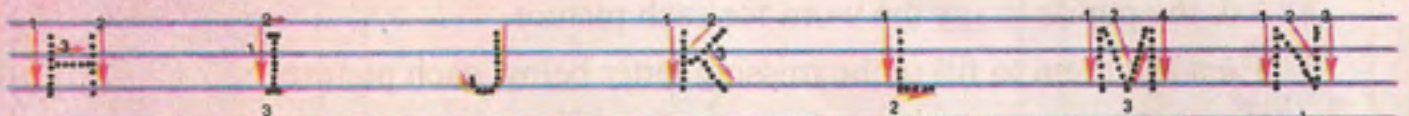

Activity - 1

Ask your pupils to look at the model letters and trace the letters in the practice lines with their pencils. Ask them to follow the arrows in each letter serially at the time of writing.



Activity-2

Ask your pupils to trace the letters in the practice lines following the arrow marks.



Activity - 3

Ask your pupils to write these letters in the practice lines with their pencils.

A D F G O S P T N R K Y W Q

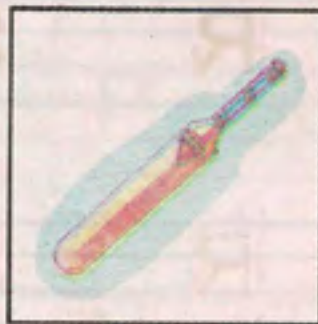
Handwriting practice lines consisting of multiple sets of three horizontal lines (top, middle, bottom) for writing practice.

Activity - 4

- Ask the pupils to say the word for each picture.
- Then ask them to fill in the missing letter below each picture.
- Now ask your pupils to read out the first letter of each word serially.



___PPLE



___AT



___AT



___OG



___GG



___AN



___UN



___EN



__RON



__UG



__ITE



__EG



__AT



__OSE



__X



__EN



__UEEN



__OSE



__UN



__IGER



__MBRELLA



__AN



__ELL



__-RAY



__ACHT



__EBRA

Activity - 5

- Ask the pupils to say the word below each picture.
- Then ask them to fill in the missing letter in each word.



NE ____



FLA ____



DRU ____



EA ____



HORS ____



VAS ____



WATC ____



OW ____



PI ____



TABL ____



INSEC ____



RABBI ____



SHI ____



QUIL ____



MONKE ____




GLAS ____

Activity - 6

- Ask the pupils to write the correct word below each picture.
 - Then ask them to say each word aloud.
- The first one has been done for them.*



HOUSE







































Activity - 7

Draw your pupils' attention to the list of words given below. Ask them to write three words in each box selecting the words beginning with the letter given above each box.

The first one is done for them.

- ANT CAT HEN APPLE COT MOTHER
- MUG ARM HAT MAT COLOUR HUT

A

C

H

M

<p>ANT</p> <p>ARM</p> <p>APPLE</p>			
------------------------------------	--	--	--